

PCD COUPLING / DECOUPLING NETWORK

CDN FOR DC UP TO 1400 V / 400 A FOR UP TO 6 KV SURGE TESTING



FOR TESTS ACCORDING TO ...

- > ECE-R10
- > EN 61000-4-5
- > IEC 61000-4-12
- > IEC 61000-4-5
- > IEC 61851-21




PCD - COUPLING/DECOUPLING NETWORKS FOR HIGH CURRENT DC LINES UP TO 1400 V

Surge pulses are applied to high voltage and high current DC lines by means of standalone coupling/decoupling networks. For such testing EM TEST offers the PCD 6 s-2-1400-400 for DC supply lines up to 1400 V and up to 400 A. According to IEC/EN 61000-4-5 the pulses are manually coupled via bridge elements with line to line (2 ohm/18 uF) or line to PE with (12 Ohm/ 9 uF)

HIGHLIGHTS

- > Coupling/decoupling networks according to IEC/EN 61000-4-5
- > Coupling to high current DC lines with 2/12 Ohm
- > Line voltage 1400 VDC up to 400 ADC
- > Surge test voltage up to 6 kV
- > Manual coupling for differential mode or common mode
- > Supported by compact NX 5 series surge generator

APPLICATION AREAS

-  AUTOMOTIVE
-  RENEWABLE ENERGY
-  INDUSTRY

TECHNICAL DETAILS

SURGE APPLICATION

PCD 6 S-2-1400-400 TEST SETUP

The EM TEST PCD 6 s-2-1400-400 coupling decoupling networks is a manual CDN for coupling Surge pulses onto high current DC power lines.

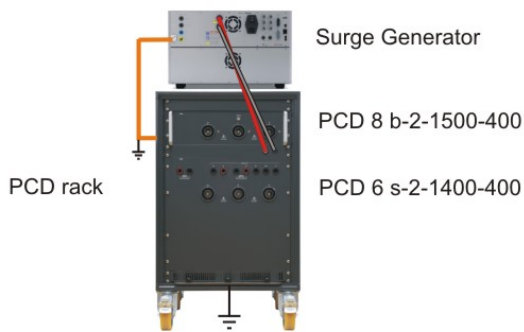
The PCD 6 s-2-1400-400 models combine three different applications;

- Differential mode: DC+ to DC-,
- Common mode: DC+ to PE,
- Common mode: DC- to PE,
- Common mode: DC+ & DC- to PE

The required coupling mode can easily be selected by means of a simple jumper.

The CNVs also include the required decoupling part consisting of decoupling inductors of 0.19 mH for each line and 100uF for PE line. To protect the AE-port, an additional protection circuit is integrated at the line input.

EM TEST offers the PCD 6 s-2-1400-400 coupling/decoupling networks for test voltages up to 6 kV and for higher line voltages/currents (up to 1400V and up to 400 A).



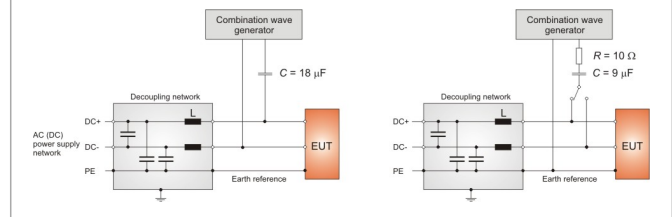
COUPLING

DC COUPLING FOR SURGE

The EM TEST CNV 504N/508N series of coupling decoupling networks are multifunctional CDNs for the application of Surge and Ringwave pulses onto signal/data lines.

Surge as per IEC 61000-4-5 Ed.3, Figure 5
- Capacitor 18 uF with 2 ohm

Surge as per IEC 61000-4-5 Ed.3, Figure 6
- Capacitor 9 uF with 12 ohm



TECHNICAL DETAILS

PCD - COUPLING/DECOUPLING NETWORKS

6 KV MODELS, LINE VOLTAGE MAX. 1400 VDC

PCD 6 s-2-1400-400	6 kV coupling/decoupling network max. line current 400 A
DC voltage EUT	1400 V
DC current EUT	400 A
Surge coupling	as per Fig. 5/6 of IEC 61000-4-5 Ed.3, - 18 μ F capacitor via 2 ohm, - 9 μ F capacitor via 12 ohm

TECHNICAL DATA

SURGE IMPULSE

Impulse voltage	0.2 -6.0 kV \pm 10%
Coupling	Manual setting with bridges
coupling differential	2 ohm, 18 μ F to DC+ to DC-
coupling common mode	12 ohm, 9 μ F to DC+ to PE, DC- to PE DC+, DC- to PE
Residual voltage	< 3000 V @ 6000 V surge, typical < 2000 V

EUT DATA

Lines	DC+, DC-, PE
supply voltage	max. 1400 V
EUT current	max. 400 A

OUTPUT SOCKET

Connector	Multi Contact: Socket ID/B16BV-NS-A
DC+	Code plug C1
DC-	Code plug C4
PE	Code plug C5

GENERAL

DECOUPLING

Decoupling inductance	0.19 mH, each line, 100 μ H, PE
-----------------------	--

PCD 6 S-2-1400-400, DIMENSION AND WEIGHTS

Rack	16 HU, 19"
dimension (LxWxH)	553 mm x 600 mm x 920 mm
Weight	103.0 kg

ENVIRONMENT

Temperature	10 °C to 40 °C
Humidity	10 % to 80 %, non condensing
Atmospheric pressure	86 kPa (860 mbar) to 106 kPa (1,060 mbar)

COMPETENCE WHEREVER YOU ARE



CONTACT EM TEST DIRECTLY

Switzerland

AMETEK CTS GmbH › Sternenhofstraße 15 › 4153 Reinach › Switzerland
Phone +41 (0)61 204 41 11 › Fax +41 (0)61 204 41 00
Internet: www.ametek-cts.com › E-mail: sales.conducted.cts@ametek.com

Germany

AMETEK CTS Europe GmbH › Customer Care Center EMEA › Lünener Straße 211
› 59174 Kamen › Germany
Phone +49 (0) 2307 26070-0 › Fax +49 (0) 2307 17050
Internet: www.ametek-cts.com › E-mail: info.cts.de@ametek.com

Poland

AMETEK CTS Europe GmbH › Biuro w Polsce › ul. Twarda 44 › 00-831 Warsaw › Poland
Phone +48 (0) 518 643 12
Internet: www.ametek-cts.com › E-mail: Infopolska.cts@ametek.com

USA / Canada

AMETEK CTS US › 52 Mayfield Ave › Edison › NJ 08837 › USA
Phone +1 732 417 0501
Internet: www.ametek-cts.com › E-mail: usasales.cts@ametek.com

P.R. China

AMETEK Commercial Enterprise (Shanghai) Co. Ltd. › Beijing Branch › Western Section, 2nd floor › Jing Dong Fang Building (B10) › Chaoyang District › Beijing, China, 100015
Phone +86 10 8526 2111 › Fax +86 (0)10 82 67 62 38
Internet: www.ametek-cts.com › E-mail: chinasales@ametek.com

Republic of Korea

EM TEST Korea Limited › #405 › WooYeon Plaza › #986-8 › YoungDeok-dong › Giheung-gu › Yongin-si › Gyeonggi-do › Korea
Phone +82 (31) 216 8616 › Fax +82 (31) 216 8616
Internet: www.emtest.co.kr › E-mail: sales@emtest.co.kr

Singapore

AMETEK Singapore Pte. Ltd › No. 43 Changi South Avenue 2 › 04-01 Singapore 48164
Internet: www.ametek-cts.com › E-mail: singaporesales.cts@ametek.com

Great Britain

AMETEK GB › 5 Ashville Way › Molly Millars Lane › Wokingham › Berkshire RG41 2 PL › Great Britain
Phone +44 845 074 0660
Internet: www.ametek-cts.com

Information about scope of delivery, visual design and technical data correspond with the state of development at time of release. Subject to change without further notice.